



34935 Flyover Ct. Bakersfield, CA 93308
Phone: (661) 588-8085 | Fax: (661) 588-8295

INSTALL INSTRUCTIONS:

Cognito Rock Guard Kit
SKU: 360-90018, 360-90059,
370-90365 and 360-90621

PARTS LIST		
QTY.	PART #	DESCRIPTION
2	2030	Steel Angle Mount
	2002	
	2316	
	2566	
2	2031	Plastic Rock Guard
	2003	
	2316	
	2567	
1	HP9228	Rock Guard Hardware Pack



HP9228 - Rock Guard Hardware		
QTY.	PART #	DESCRIPTION
10	H-15003	1/4"-20 x .75 Lg. Hex Cap Screw
4	H-33618	1/4" Split Lock Washer
16	H-33078	1/4" SAW Flat Washer
6	H-37260	1/4"-20 Lock Nut

WARNING

Please read this entire instruction sheet before beginning installation. Proper installation of these components requires a qualified mechanic. Always wear safety glasses when using power tools, and take appropriate precautions when working under a vehicle. If these instructions are not properly followed you may jeopardize your, and your passenger's safety, and severe frame, suspension or tire damage may also result from improper installation.

REQUIREMENTS

1. Installation requires a qualified mechanic
2. This mounting solution is specific to Cognito trailing arms, not intended for use on OE or any other after-market brand trailing arms.
3. Read instructions carefully and study the pictures before attempting installation.

TECHNICAL INFORMATION

4. Check the parts and hardware packages against the parts list to assure that your kit is complete
5. Each lift kit, and options to lift kits, are packaged separately. Therefore installation procedures are covered in separate instructions. Familiarize yourself with each specific set of instructions before beginning.
6. Follow the OE specifications when replacing or re-installing OE fasteners, retainers, and hardware specified in the OEM manual

INSTALLATION

1. The Cognito trailing arms have (2) 1/4"-20 UNC threaded weld bungs on the sides with button head cap screws installed (Figure 1A). Use a 5/32 Allen wrench to remove the button heads at this time (Figure 1B).

Figure 1A: Mounting Location




Figure 1B: Bolt Removal



2. Assemble the plastic rock guard and steel angle brackets with the bracket on the front face of the rock guard (Figure 2A). Use (1) 1/4" SAE flat washer between the bolt head and mounting bracket with (1) washer between the 1/4"-20 Lock Nut and plastic rock guard. Repeat for remaining two mounting hole locations (Figure 2 B/C). Use (1) 7/16" wrench and (1) 7/16" socket to torque the (3) mounting bolts to 60 in.-lbs.

Figure 2A: Bracket Orientation



Figure 2B: Bracket Front




Figure 2C: Bracket Rear



- Align the assembled rock guard mounting holes with the trailing arm threaded holes with the narrow end of the guard down (Figure 3A). Use (1) 1/4" split lock washer between the bolt head and (1) 1/4" SAE flat washer to install on the trailing arm (Figure 3B). Repeat for the other hole location and then torque both mounting bolts to 60 in.-lbs. (Figure 3C)

Figure 3A: Guard Orientation



Figure 3B: Bolt Orientation




Figure 3C: Guard Installed



WARRANTY / RETURN POLICY / SAFETY

Cognito Limited Lifetime Warranty

Cognito Motorsports, Inc. hereinafter “Cognito,” warrants to the original retail purchaser, that its suspension products are free from workmanship and material defects for as long as the purchaser owns the vehicle on which the product(s) were originally installed. This warranty will be void if any modifications are made to the components, including alterations to the surface finish, i.e.; painting, powder coating, plating, and/or welding, or if they are improperly installed. Cognito truck suspension products are not designed nor intended to be installed on “competition” vehicles used in race applications, stunt or for exhibition purposes that are outside of the intended operating conditions specified by the manufacturer. Racing and competition are defined as any contests between two or more vehicles; or vehicles competing individually on off road circuits in timed events (whether or not such contests are for an award or prize).

This warranty does not include coverage for police, taxi, government or commercial vehicles, and the warranty does not cover Cognito products sold outside of the USA. Cognito’s obligations under this warranty are specified and applied at its sole discretion, and warranty coverage is limited to repair or replacement of the defective product(s). Any and all costs of removal, installation or reinstallation; freight charges, incidental or consequential damages associated with the covered products are expressly excluded from this warranty.

The following items are exempt from Cognito limited warranty coverage: bushings, bump stops, tie-rod ends (Heim joints) and limiting straps. These parts are “consumables” and designed to wear as a normal part of their duty cycle, therefore they are not considered defective when worn. The aforementioned products are warrantied separately against defects in workmanship, for 60 days from the date of purchase. As a condition of warranty validation, respective Cognito suspension components must be installed as a complete system (not combined with non-Cognito hardware or ancillary parts). Any substitutions or omission of required components will void the warranty. Some minor cosmetic wear and imperfections may occur to parts during shipping, which is not covered under this warranty. This limited warranty does not apply to any components that have been subjected to collision damage, negligence, alteration, abuse, or misuse, and coverage does not extend to products manufactured by third-party companies. Cognito reserves the right to supersede, discontinue, or change the design, finish, part number and/or application of its parts when deemed necessary, without notice.

Return Policy

Product returns will not be accepted without prior written approval from an authorized Cognito representative. All products being returned must be shipped via trackable, prepaid freight. Returned products are subject to a 25% percent restocking fee. The eligible return period for products purchased directly from Cognito is 30 days from the verified date when the product(s) were originally received by the purchaser.

Product Safety Advisory

The installation of Cognito steering and suspension components will modify your vehicle’s original factory equipment and geometry, which may cause it to handle differently than a stock (unaltered) vehicle. Installation of these components is not intended to strengthen nor reinforce the vehicle’s frame, nor are they designed to increase rollover protection. It is necessary to periodically inspect all suspension and drive train components for proper attachment, torque specifications, operation, and for any potential unusual wear or damage. Installation of these parts will modify the height of the vehicle and may raise the center of gravity. Modifying vehicle height combined with off road operation may increase your vehicle’s susceptibility to rollover conditions, which may cause serious injury or death. Many states regulate allowable vehicle height modifications, and it is your responsibility to know and comply with the legal requirements specified by the laws where you reside. Modifications to your vehicle’s ride height may also affect the ride quality, driver input response, trackability and handling, and wear to your vehicle’s suspension components and tires.